

WileyPLUS / Canvas Integration

Administrator Guide

This document augments the Canvas Administrator Guide, providing specific details relative to WileyPLUS integrated with Canvas. The Canvas Administrator Guide and other helpful documentation from Instructure regarding native Canvas features may be found online at <http://guides.instructure.com>.

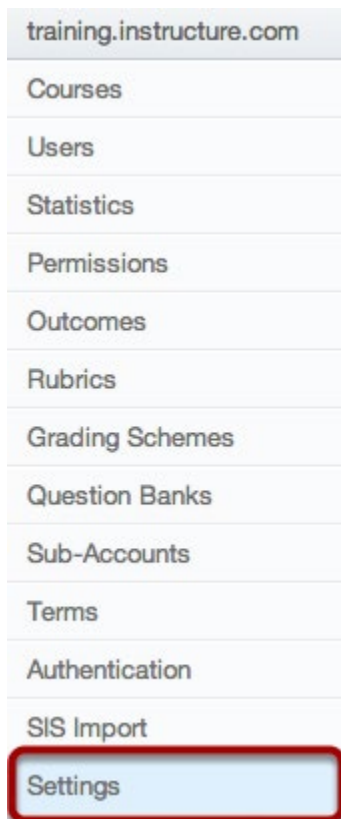
Installing the WileyPLUS App

Although instructors at your school may be able to install and use the WileyPLUS App at the *course* level, the WileyPLUS App should ideally be installed at the *account* (or in some cases, the *sub-account*) level. This allows the app to be installed with a single consumer key and shared secret for the institution, while eliminating redundant requests to Wiley for LTI credentials from other instructors at your school who also want to use WileyPLUS with their Canvas courses. Installed at the account or sub-account level, the app is available to all instructors and courses beneath this point of installation.

As the Canvas Administrator you can install the WileyPLUS App by following these instructions:

Method 1: Installing from the Canvas App Center

1. After logging into Canvas, hover over the **Courses** tab, and navigate to your top-level Canvas account.
2. Click the **Settings** link from the left navigational menu.



3. Click the **Apps** tab to access the Canvas App Center.



4. In the **Filter by name** field, type “wiley” to display the tile for the WileyPLUS App.



External Apps

[View App Configurations](#)

Apps are an easy way to add new features to Canvas. They can be added to individual courses, or to all courses in an account. Once configured, you can link to them through course modules and create assignments for assessment tools.

Click [here](#) to see some LTI tools that work great with Canvas. You can also check out the Canvas Community topics about LTI tools [here](#)

[All](#) [Not Installed](#) [Installed](#)

Filter by name

5. From the filtered results, click the WileyPLUS tile.

Note: If you do not see a tile for WileyPLUS, you may be using a whitelist to control app visibility within the Canvas App Center. For information on managing your whitelist, click [here](#).

External Apps

[View App Configurations](#)

Apps are an easy way to add new features to Canvas. They can be added to individual courses, or to all courses in an account. Once configured, you can link to them through course modules and create assignments for assessment tools.

Click [here](#) to see some LTI tools that work great with Canvas. You can also check out the Canvas Community topics about LTI tools [here](#)

[All](#) [Not Installed](#) [Installed](#)

wiley

WileyPLUS

6. If you have not yet obtained a Consumer Key and Shared Secret (LTI credentials) for WileyPLUS, click the **our form** link on the page to access the request form. If you have already received your Consumer Key and Shared secret for WileyPLUS, skip to Step 8.

External Apps

[View App Center](#)[View App Configurations](#)

Apps are an easy way to add new features to Canvas. They can be added to individual courses, or to all courses in an account. Once configured, you can link to them through course modules and create assignments for assessment tools.

Click [here](#) to see some LTI tools that work great with Canvas. You can also check out the Canvas Community topics about LTI tools [here](#)

[+ Add Tool](#)[« Back to App Center](#)

WileyPLUS

★★★★★ (1)

WileyPLUS is a research-based online environment for effective teaching and learning. WileyPLUS builds students' confidence because it takes the guesswork out of studying by providing a clear roadmap; what to do, how to do it, if they did it right. With WileyPLUS, students take more initiative so you'll have a greater impact.

To install WileyPLUS please go to [our form](#) and follow instructions.

Extensions Resource Selection
Average Rating 5.0
Education Level(s) 7th-12th Grade
Postsecondary

[Rate this tool](#)

7. Complete the WileyPLUS Consumer Key and Shared Secret Request form and click the **Submit** button. Your request will be sent to your Wiley Sales Representative for validation and processing. After the request has been processed, you will receive your Consumer Key and Shared Secret via e-mail.

Consumer Key and Shared Secret Request

Please complete the form below to get access details for Wiley's best-in-class, LTI-certified integration.

Contact Info

How can we get in touch with you?

Institution Info

What is the full name of your institution?

What is your Institution's Time Zone?

System Info

What system would you like to use with WileyPLUS?

Does your system serve multiple campus locations?

What instance of your system are you requesting for?

Where will the key and secret be installed?

Additional Info

Is there anything else you would like us to know?

SUBMIT ▶

- Once you have received your Consumer Key and Shared Secret for WileyPLUS, click the **Add Tool** button.

External Apps

[View App Center](#)[View App Configurations](#)

Apps are an easy way to add new features to Canvas. They can be added to individual courses, or to all courses in an account. Once configured, you can link to them through course modules and create assignments for assessment tools.

Click [here](#) to see some LTI tools that work great with Canvas. You can also check out the Canvas Community topics about LTI tools [here](#)



WileyPLUS

★★★★★ (1)

WileyPLUS is a research-based online environment for effective teaching and learning. WileyPLUS builds students' confidence because it takes the guesswork out of studying by providing a clear roadmap; what to do, how to do it, if they did it right. With WileyPLUS, students take more initiative so you'll have a greater impact.

[+ Add Tool](#)

[← Back to App Center](#)

To install WileyPLUS please go to [our form](#) and follow instructions.

Extensions	Resource Selection
Average Rating	5.0
Education Level(s)	7th-12th Grade Postsecondary

[Rate this tool](#)

- Enter the Consumer Key and Shared Secret in their respective fields and click the **Submit** button.

Add App

Name

Consumer Key

Shared Secret


[Submit](#)

Congratulations! The WileyPLUS App is now available for instructors to add WileyPLUS content to their Canvas courses.

Method 2: Manual Installation Using EduAppCenter

If your Canvas installation does not have access to the Canvas App Center, the WileyPLUS App may be installed manually using information obtained from the EduAppCenter website.

1. Go to <https://www.eduappcenter.com/>.
2. Type **wiley** into the search box, and click on the WileyPLUS tile that appears.



The screenshot shows the EduAppCenter website interface. At the top left is the logo "EduAppCenter.com". To the right are navigation links: "Apps", "Tutorials", "Updates", "Docs", "Submit", and "Login". Below the logo is a banner that reads "An open LTI™ app collection. Browse apps below or [learn more](#)". Underneath the banner is a search bar with the text "wiley" entered. To the left of the search bar are four dropdown menus: "All Categories", "All Grade Levels", "All Platforms", and "All Access". To the right of the search bar is a "Reset" button. Below the search bar, it says "Showing 1 Apps". To the right of this text are four sorting options: "Alphabetic", "Highest Rated", "Most Reviews", and "Most Recent". The main content area displays a single app tile for "WileyPLUS". The tile has a red border and contains the following information: the IMS logo in the top right corner, the title "WileyPLUS", the subtitle "WileyPLUS", a description: "WileyPLUS is a research-based online environment for effective teaching and learning and the perfect complement to any campus LMS.", a five-star rating system with five stars filled, and a small icon of a magnifying glass over a speech bubble with the number "0".


Learning Tools Interoperability™ (LTI™) is a trademark of the IMS Global Learning Consortium, Inc. (www.imsglobal.org).
Official IMS LTI docs are found on the [IMS page](#). Also check out IMS's [LTI™ Directory](#) and details on [LTI Conformance](#).

EduAppCenter.com is provided and maintained by [Instructure](#).

Have an app idea? [Share it with us!](#)

3. If you have not yet obtained a Consumer Key and Shared Secret (LTI credentials) for WileyPLUS, click the **request form** link on the page to access the request form. If you have already received your Consumer Key and Shared secret for WileyPLUS, skip to Step 5.

Apps / WileyPLUS Preview Support



WileyPLUS

★★★★★

by Wiley

Resource Selection Assessment Content Math Media Science
Study Helps Textbooks/eBooks Web 2.0 7th-12th Grade Postsecondary Canvas

IMS GLOBAL
CERTIFIED
Current Registrations:
imscert.org

Requires Consumer Key and Secret

WileyPLUS is a research-based online environment for effective teaching and learning. Create a unified learning experience for your students with direct access to WileyPLUS inside your LMS course. Get everything you need in one place.

To install WileyPLUS please complete our [request form](#).

Configuration URL: Paste this URL into your LMS

<https://www.eduappcenter.com/configurations/hjrlypsgmznasu9f.xml>

No reviews

4. Complete the WileyPLUS Consumer Key and Shared Secret Request form and click the **Submit** button. Your request will be sent to your Wiley Sales Representative for validation and processing. After the request has been processed, you will receive your Consumer Key and Shared Secret via e-mail.

Consumer Key and Shared Secret Request

Please complete the form below to get access details for Wiley's best-in-class, LTI-certified integration.

Contact Info

How can we get in touch with you?

Institution Info

What is the full name of your institution?

What is your Institution's Time Zone?

System Info

What system would you like to use with WileyPLUS?

Does your system serve multiple campus locations?

What instance of your system are you requesting for?

Where will the key and secret be installed?


Additional Info

Is there anything else you would like us to know?

SUBMIT ▶

5. Copy the configuration URL that is displayed for the WileyPLUS App.

Apps / WileyPLUS Preview Support




WileyPLUS

★★★★★

by Wiley

Resource Selection Assessment Content Math Media Science
Study Helps Textbooks/eBooks Web 2.0 7th-12th Grade Postsecondary Canvas

 *Requires Consumer Key and Secret*


WileyPLUS is a research-based online environment for effective teaching and learning. Create a unified learning experience for your students with direct access to WileyPLUS inside your LMS course. Get everything you need in one place.

To install WileyPLUS please complete our [request form](#).

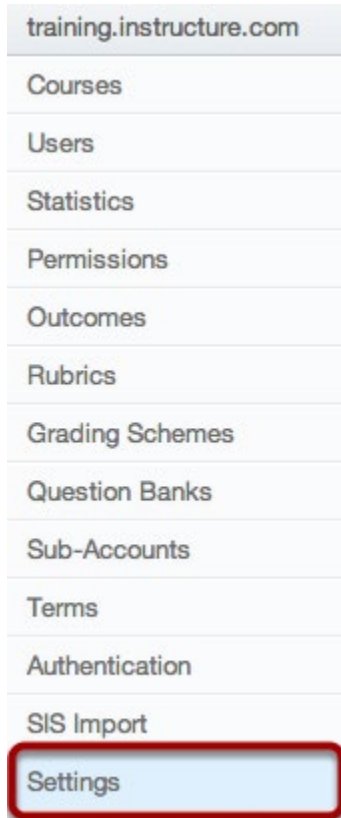
Configuration URL: [Paste this URL into your LMS](#)

<https://www.eduappcenter.com/configurations/hjrllypsgmznasu9f.xml>

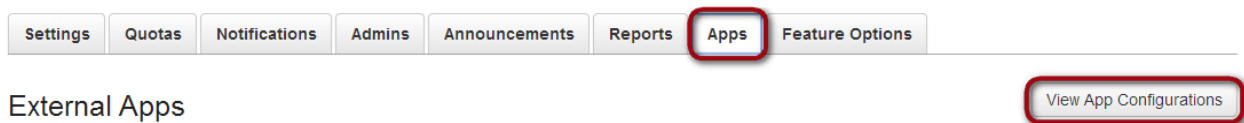
No reviews



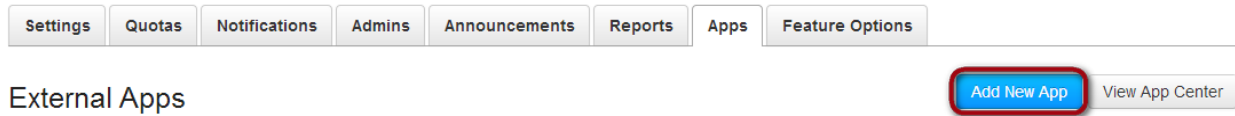
6. Login to Canvas, hover over the **Courses** tab, and navigate to your top-level Canvas account.
7. Click the **Settings** link from the left navigational menu.



8. Click the **Apps** tab, followed by **View App Configurations** button.



9. Next, click the **New App** button.



10. Enter **WileyPLUS** as the External Tool name; enter the Consumer Key and Shared Secret that you received from Wiley; change the Configuration Type to **By URL**; enter or paste the URL copied in Step 5; and click **Submit**.

A screenshot of a form titled "Edit External Tool" with a close button in the top right corner. The form contains five input fields: "Name" with the value "WileyPLUS", "Consumer Key" with a blurred value, "Shared Secret" with a blurred value, "Configuration Type" with a dropdown menu showing "By URL", and "Configuration URL" with the value "https://www.eduappcenter.com/cr". A red rectangular box highlights the entire form area. At the bottom right of the form, there is a blue "Submit" button with a red arrow pointing to it.

Congratulations! The WileyPLUS App is now available for instructors to add WileyPLUS content to their Canvas courses.